



Make Your Own Visual Schedule

Instructions

1. Before your visit, read the “My Visit to the Miriam P. Brenner Children’s Museum” story.
2. Print the enclosed picture cards and schedule template.
3. After reading the story, decide which exhibits and activities you want to visit at the Museum.
4. Cut out the corresponding picture cards and attach them to your schedule.
5. You can also use picture cards to say when you need to take a break, have a snack, use the restroom, etc.
6. Leave some boxes on your schedule empty so you can add them at the Museum.
7. Bring your completed schedule with you to the Museum.
8. After you complete each activity on your schedule, check it off in the “All Done” column.
9. Review your schedule after your visit to discuss all of the fun things you did at the Museum.



Make Your Own Visual Schedule



Parking Lot



Front Desk



Lobby



Clock Tower



The Market



Theatre



The Big Red Chair



Outdoor Play Plaza

Make Your Own Visual Schedule



Health Center



Construction Zone



Water Wonders



Post Office



Transportation Area



Travel Game



The Depot



The Airplane

Make Your Own Visual Schedule



Blue Blocks



Tinker Station



Block Table



Magnet Wall



Pizza Pan



Chicken Coop



Snack Shack



Nannie's Patio

Make Your Own Visual Schedule



Quiet Room



Gift Shop



Nonie's House



Art Table



The Growing Place



I need a restroom



I need a drink of water



I need a snack

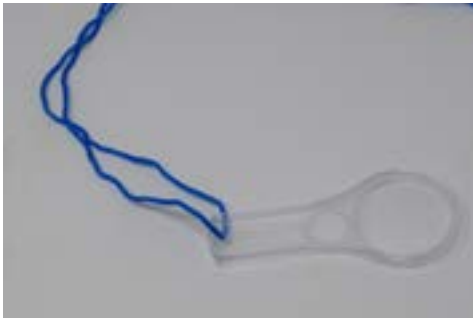
Make Your Own Visual Schedule



I need to sit down



I need help



I need my magnifying glass



I need my headphones



I need to set a timer



I need a sensory toy



I need my sunglasses



I want to go home



Make Your Own Visual Schedule



I need a break



I need to take a walk

 <p>I need a break</p>	 <p>I need to take a walk</p>



Make Your Own Visual Schedule

This is what I will do at the Museum (attach picture cards or write steps)	All done ✓



Make Your Own Visual Schedule

This is what I will do at the Museum (attach picture cards or write steps)	All done ✓



Make Your Own Visual Schedule

This is what I will do at the Museum (attach picture cards or write steps)	All done ✓



Make Your Own Visual Schedule

This is what I will do at the Museum (attach picture cards or write steps)	All done ✓



Make Your Own Visual Schedule

This is what I will do at the Museum (attach picture cards or write steps)	All done ✓